


List of Assessment Reports



Client Risk Report. The report presents with a summary of overall risk score based on the scan, along with simple charts to show the problem areas.



Network Management Plan. This report will help prioritize issues based on the issue's risk score. A listing of all affected computers, users, or sub-systems are provided along with recommended actions.



Full Detail Report. This scan will pull out literally hundreds of pages of end-user network activity and configuration data. The Full Network Assessment Report includes every detail, presented in line-item fashion in an editable report document. The report is organized by section with a table of contents to help you locate the specific findings of interest, and problem areas are conveniently highlighted in red, making it easy to spot individual problems to be rectified.



Network Assessment PowerPoint. General summary information along with the risk and issue score are presented along with specific issue recommendations and next steps.



Site Diagram. The schematic shows the basic network structure, with convenient drill downs into each group of like workstations. Each device is annotated with important identifying configuration information and is color-coded based on its status.



Asset Detail Report. This report provides detailed information on each of the individual assets discovered by Network Detective. The report is ideal for cataloging and documenting the complete settings and configurations for individual workstations and servers.

A screenshot of a full detail change report. It features a large table with multiple columns and rows, likely representing changes in network status over time. The report is presented on a computer screen with a white background and a blue header.

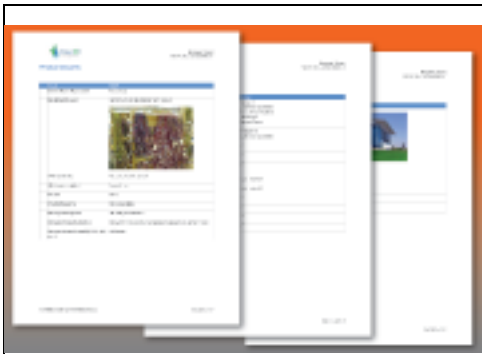
Full Detail Change Report. Everyone knows that a computer network is a dynamic environment and as such is constantly changing. And a Network Assessment is only a snapshot of the network status at the time the assessment is run. That's why we include a valuable Network Assessment Comparison Report.



Excel Analysis Export/Report. This, output all of the assets and configurations uncovered by our scan, and export it into an Excel file format. Once in Excel, you'll be able to take the data and import it into your favorite Service Desk or PSA system, or simply create your own custom sorts, analyses, reports and graphs inside of Excel. Add columns of new data such as location info, emergency phone numbers, and customer instructions to make this report even more valuable.



Quarterly Business Review Report. This report compares one time period to a previous one forming the basis for a Quarterly Business Review meeting. It centers on changes rather than detailed data and shows overall trending. Use this report to encourage "face-to-face" meetings and improve stickiness with your customers.




Response Report. Response Reports can be generated from any InForm form. These reports allow you to present data entered into InForm from the pre-built forms or from your own forms.



BDR Needs Analysis Report. Report presents an analysis of the Backup/Disaster Recovery needs for an environment. This report includes both discovered information regarding the storage needs of an environment along with analysis of both onsite and offsite backup requirements.



BDR PowerPoint. PowerPoint slide deck for use in presenting your findings from the BDR Needs Analysis with your client.



Audit Report. Following our analysis, we will highlight the highest risks and provide you with a series of recommendations based on our expertise and the recommendations of the industry.